



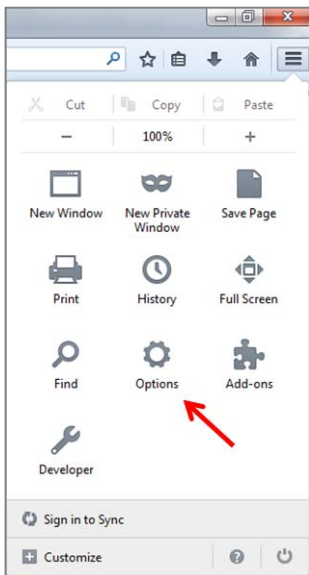
**FIRST REPUBLIC BANK**  
It's a privilege to serve you®

## CORPORATE ONLINE BILL PAY—MOZILLA FIREFOX BROWSER SETTINGS

If you use the Mozilla Firefox browser to launch Corporate Online Bill Pay, and encounter error messages or issues using the service, try the following steps:

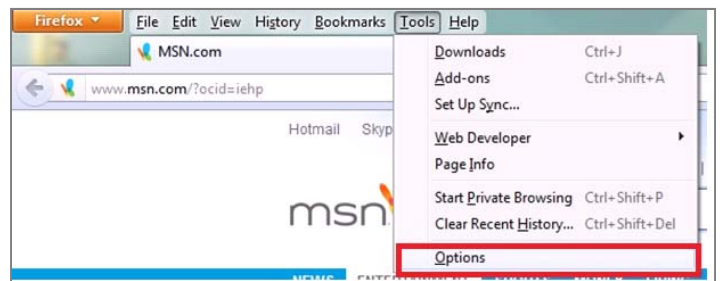
### Firefox Version 29 and Above

1. On your browser toolbar, click the Firefox menu  and select **Options**:

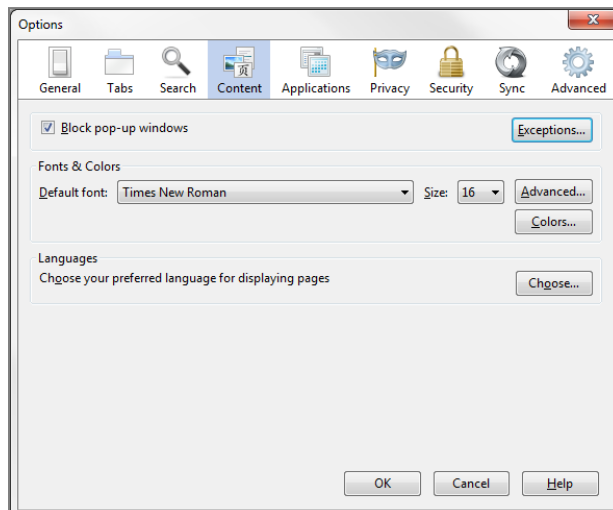


### Firefox Version 28 and Below

- On your browser toolbar, select **Tools > Options**, OR select **Firefox > Options > Options**. Mac users, select **Firefox > Preferences**.

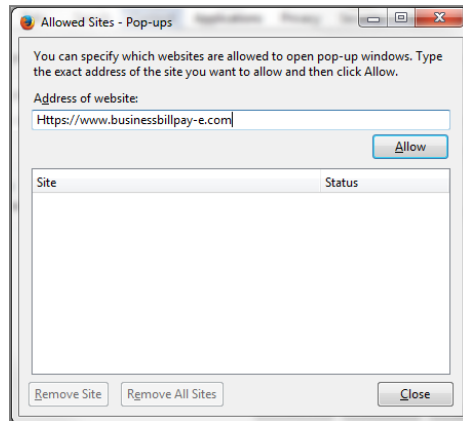


2. At the top of the Options window, click **Content**, then click **Exceptions** to the right of the 'Block pop-up windows' option.

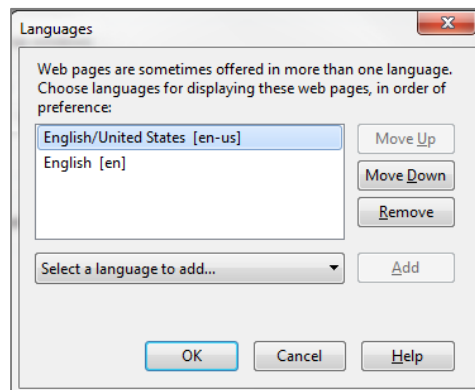


# CORPORATE ONLINE BILL PAY— MOZILLA FIREFOX BROWSER SETTINGS

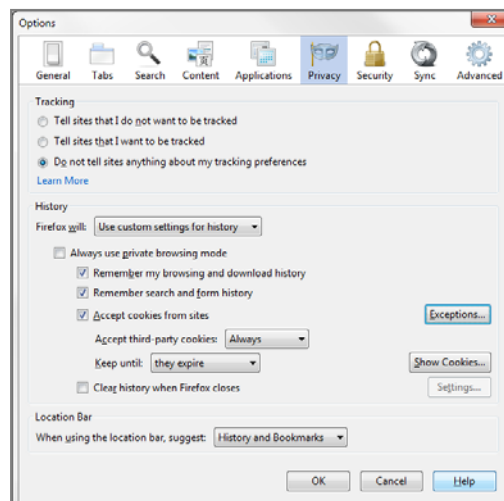
3. In the Allowed Sites – Pop-ups dialog, enter the website address <https://www.businessbillpay-e.com> and click **Allow**. Click **Close** to save your changes.



4. Returning to the **Content** dialog, click **Choose** within the Languages section. Verify that **English/United States** is the first language listed. Click **OK**.

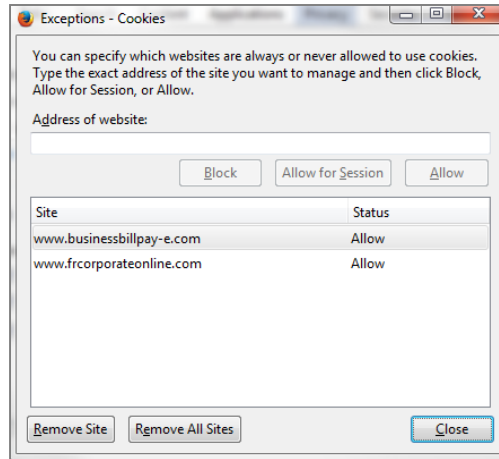


5. Returning to the Options window, select **Privacy**. Within the History section, select **Use custom settings for history** in the dropdown menu. Additional selection criteria will display in the History section. Click **Exceptions**.

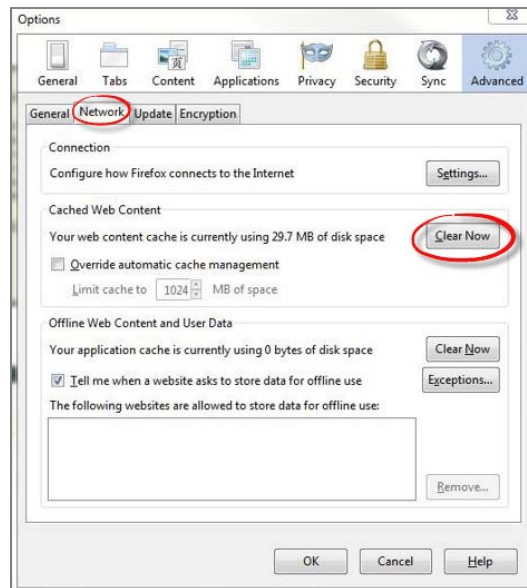


# CORPORATE ONLINE BILL PAY— MOZILLA FIREFOX BROWSER SETTINGS

6. In the Exceptions - Cookies dialog (Allowed Sites – Pop-ups dialog in Firefox Version 28 and below), add [www.businessbillpay-e.com](http://www.businessbillpay-e.com) and [www.frcorporateonline.com](http://www.frcorporateonline.com), clicking **Allow** after entering each site. Click **Close** when complete.



7. Returning to the Options window, click **Advanced**, followed by clicking the **Network** tab. Click **Clear Now** in the 'Cached Web Content' section to clear the cache.



8. Once the action is complete, click **OK**. Restart the browser.



Contact your banker or our Online Banking Support team for more information or assistance at 1-800-221-9777.

*It's a privilege to serve you.*